



### High Accuracy & Fast Speed for Simultaneously Checking Occupation & Quality of Multi-channel

Ascentac OPM130 & 140 Series, CWDM / DWDM Power Meter, are specially designed for measuring both wavelength and absolute optical power of multi-wavelength in CWDM / DWDM system.

Ascentac OPM130 Series features fast scan of 18 calibrated wavelengths within 1 second. Ascentac OPM140 Series features fast scan of 40 calibrated wavelengths within 10 second with high measuring precision.

Ascentac OPM130 & 140 Series allow users to set threshold values for optical power. Test data can be stored and displayed in table or bar graph. It is an ideal tool to check the signal transmission performance in fiber optic network.

#### Benefits

- Quick response and high measurement accuracy
- Simultaneous & automatic measurement for multi- $\lambda$
- Results viewed in tabular and graphical mode
- Internal memory for 1000 test records
- 100 GHz or 200 GHz channel spacing supported

#### Application

- CWDM & DWDM system installation
- Trouble shooting on CWDM & DWDM systems
- Channel routing verification in ROADM networks

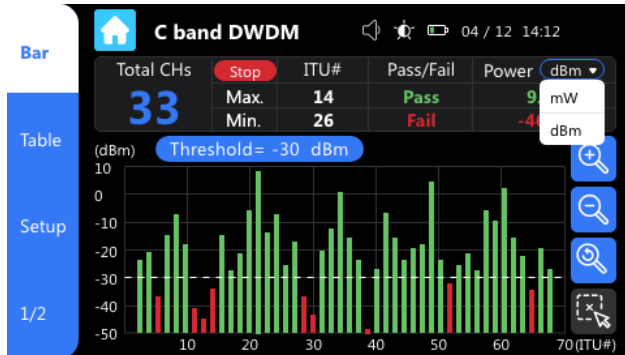
## Description

- ① Power status indicator
- ② Laser-on indicator
- ③ One-touch automatic measurement  
Intuitive interface for easy use
- ④ Shatter-resistant sleeve
- ⑤ Outdoor-enhanced 4.3 inch TFT color  
LCD with backlight function (Comfortable  
to read display for any abominable  
environments)
- ⑥ A stand for hands-free
- ⑦ Dust cap for protecting optical interface
  - a. Visual fault locator
  - b. Optical power meter
  - c. USB-A / USB-C
  - d. Ethernet



## Measurement Data & Result Shown in Table & Bar Chart

Data and results are clear at a glance for quickly keeping track of the status of fiber-optic links.



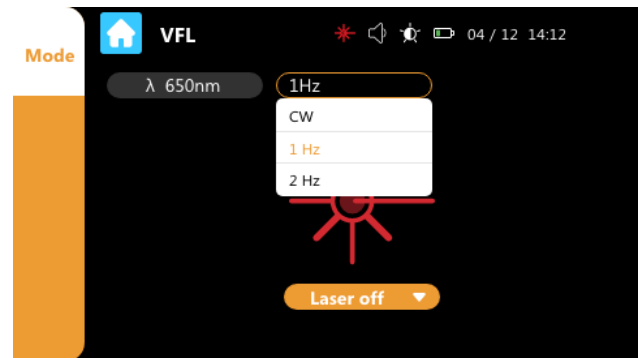
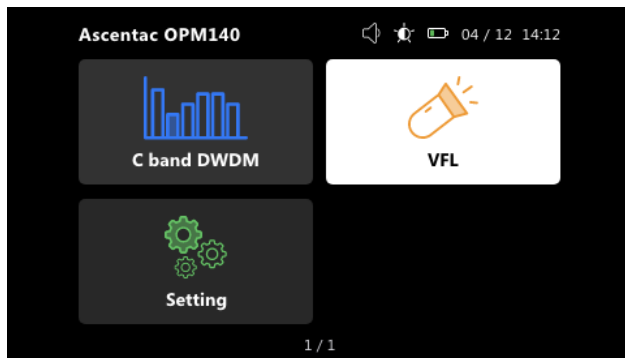
**C band DWDM**

Total CHs: 33 (Pass CHs: 20, Fail CHs: 13)

ITU#	ITU f (THz)	Peak f (THz)	Curr. (dBm)	Max./Min. (dBm)
1	191.200	191.200	2.07	2.06/1.06
2	191.300	191.300	-5.18	-5.20/1.06
3	191.400	191.400	9.54	9.51/1.06
4	191.600	191.600	-3.68	-3.71/1.06
5	191.800	191.800	-31.95	-31.98/1.06

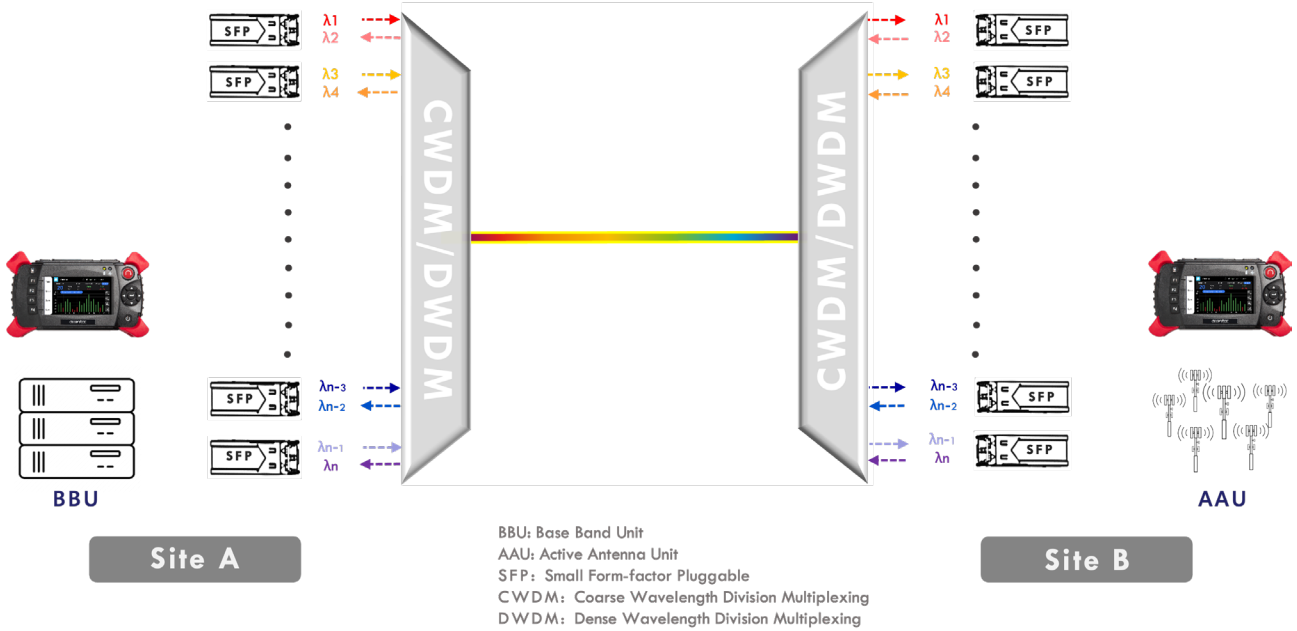
## Built-in Visual Fault Locator

Diagnosing simple fiber link problems like fiber damages or breaks, improperly attached fiber connectors, bending, and so forth



# Application

Measuring, monitoring and storing the optical power value of multi-channel from both BBU and AAU side



# When to Use Built-in VFL in OPM130 / 140

1. Fiber identification & End-to-end continuity tests
2. Troubleshooting
  - Red illumination indicating fiber damages, bends or breaks
  - Fiber connector not properly attached
  - Broken fibers inside
  - Bending

## Specification

### CWDM DWDM Power Meter Specification

Model	CWDM	C-band DWDM
Wavelength Range (nm)	1271 to 1611	1527.99 to 1564.68
Channel Spacing	20nm	100GHz ~ 200GHz
Power Range (dBm)	+10 to -50	
Maximum Input Power (dBm)	+27	
Resolution (dB)	0.01	
Accuracy (dB)	±0.5	±1.0
Return Loss (dB)	40	30
Measurement Speed (sec)	1	10 (Typical, scanning for all channels)
Optical Connector	SC/UPC	

### VFL Specification

Wavelength (nm)	650±10 (Visible)
Output Power (mW)	≥ 1
Modulation Output	CW (Continuous Wavelength), 1Hz, 2Hz
Distance (km)	5
Optical Connector	Universal 2.5mm

### Display

4.3 inch ultra-bright TFT color touch LCD with backlight function

### Power Supply

Battery Capacity (mAH)	≥ 13360
Battery Life (hours) (with backlight)	≥ 8
Stand-by Time (month)	≥ 10
DC Input Voltage (V/Amp)	5V / 3A

### Environment

Working Temperature (°C)	0 to +50
Storage Temperature (°C)	-10 to +60
Relative Humidity (%)	5 to 95, Non-condensing

### Dimensions and Weight

Size (H x W x D) (mm)	133.01 x 202.7 x 70.43
Weight (g) (batteries included)	920

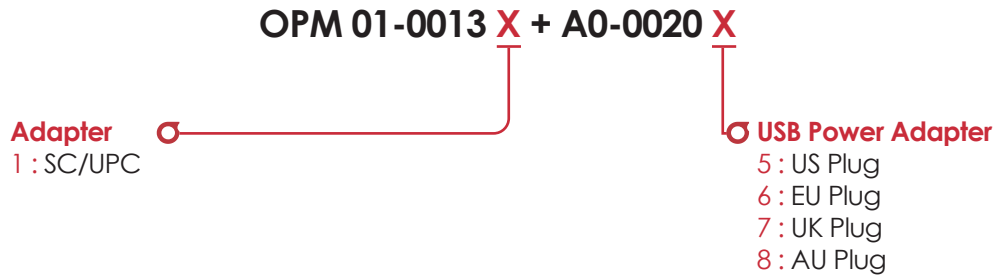
### Others

Interface	1. Type-A USB 2. Type-C USB 3. RJ45 LAN port
-----------	--

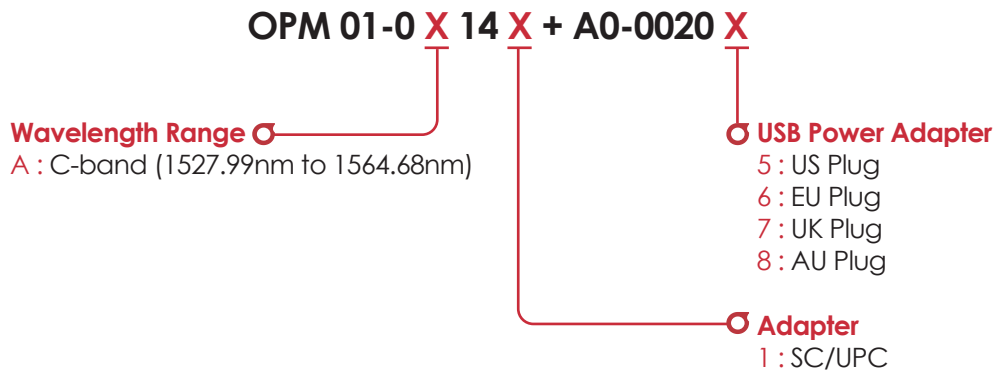
### Standard Accessories

Main unit, Adaptor cleaning sticks (2.5mm) 10pcs, Carrying bag, Shoulder strap, Built-in lithium battery, USB Power Adapter, USB Cable, One-year warranty.

## Ordering Information



**Note** : 1. Wavelength range: 1271nm to 1611nm.  
2. Incl. Visual Fault Locator (VFL) with output power 1mW and universal 2.5mm tip sleeve.



**Note** : 1. Incl. Visual Fault Locator (VFL) with output power 1mW and universal 2.5mm tip sleeve.

## Option

### USB Power Adapter

A0-00205	USB Power Adapter, US Plug
A0-00206	USB Power Adapter, EU Plug
A0-00207	USB Power Adapter, UK Plug
A0-00208	USB Power Adapter, AU Plug

### USB Cable

A0-00305	USB-A to USB-C
----------	----------------

### Adapter Cleaning Sticks - 100 pcs/box

02-0A110	1.25mm without ESD (Electro-Static Discharge)
02-0A120	2.5mm without ESD (Electro-Static Discharge)
02-0B110	1.25mm with ESD (Electro-Static Discharge)
02-0B120	2.5mm with ESD (Electro-Static Discharge)

### Fiber Cleaner - 400 wipes/pc

02-00411	Reusable Fiber Cleaner--1 slot
02-00412	Reusable Fiber Cleaner--2 slots
02-00421	Cartridge--1 slot
02-00422	Cartridge--2 slots

**Example :** OPM 01-00131

Option : A0-00205 、 A0-00305



**Ascentac Inc.**

Tax ID:50806831

Tel:07-398-1000

Fax:07-398-3965

Web:www.ascentac.com

Email:sales@ascentac.com

11F.-1, No. 80, Minzu 1st Rd., Sanmin Dist.,  
Kaohsiung City 807, Taiwan (R.O.C.)



Distributor :