



1U Rackmount 1 ~ 16 Ports Multi-channel Optical Light Source with High-stability & Wavelength-controlled DFB Laser Sources

Ascentac TestMate1500 Series, Multi-channel Optical Light Source, a Distributed Feedback (DFB) laser source, features a wide wavelength range for single mode fiber test application. It uses the advanced technique of Automatic Photo Power Control (APC) to provide stable output power.

Ascentac TestMate1500 Series supports Ethernet RJ45, RS232 and USB interface. With the Ethernet interface, the multi-channel optical light source can be controlled remotely over the network. This multi-channel optical light source also provides dual power supplies (AC & DC) to achieve power redundancy.

The 1U-high chassis design is convenient for mounting in a standard-sized, 19"-wide rack.

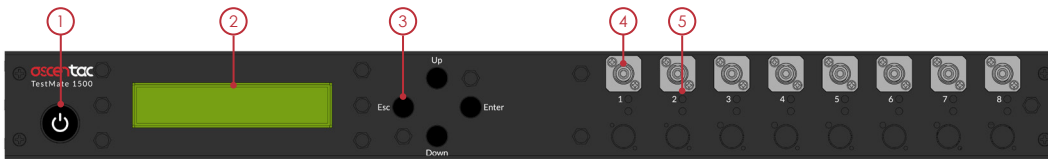
Benefits

- Stable output wavelength
- Stable output power
- CW (Continuous wavelength)
- RJ45, RS-232 & USB interface

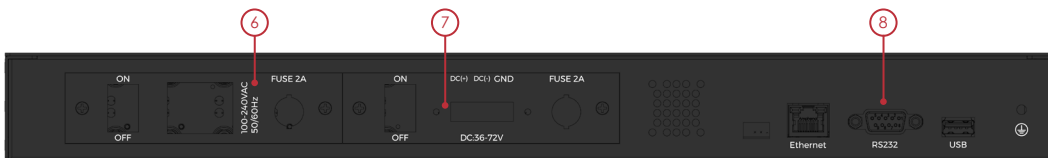
Application

- Research, production and testing of optical communication and optical transmission
- CWDM & DWDM network

Description



- ① Power status with LED indicator
Touch protector design to prevent unintended or accidental touch (Press power button for 2 seconds to turn on/off the power)
- ② Easy-to-read LCD display (IP address, current channel and related information)
- ③ Intuitive key for easy use
 - Up: Up or increment
 - Down: Down or decrement
 - Enter: Confirm
 - Esc: Exit or cancel
- ④ Optical interface: 4, 8, 12 or 16-Channel, option
- ⑤ Optical light path indicator
 - Green light: Current channel
 - Red light: Warning of abnormal status for current channel



- ⑥ Dual power, 1+1 redundant power
 - AC power supply: 100 to 240V (50/60Hz)
 - DC power supply: 36 to 72V
- ⑦ Fuse with UL Standard for safety
- ⑧ Ethernet RJ45 ,RS232 and USB interface


1U Managed Rackmount Design with High Flexibility

Ascentac TestMate 1500 Series can be mounted in a standard-sized, 19"-wide rack.
Width x Height x Depth : 438 x 44.4 x 238.2 mm



Applied to Optical Device Testing

Measuring the difference of optical power value from fiber-optic splitters to each channel



Specification

OLS	
Channel	4, 8, 12 or 16
Emitter Type	DFB (Distributed Feedback Laser)
Wavelength (nm)	1270 / 1290 / 1310 / 1330 / 1350 / 1370 / 1390 / 1410 / 1430 / 1450 / 1470 / 1490 / 1510 / 1530 / 1550 / 1570 / 1625
Output Power (dBm)	≥ 0
Stability (dB)	± 0.05 @ 1 hr ± 0.1 @ 24 hr
Operating Mode	CW (Continuous Wavelength)
Connector Type	FC/PC or FC/APC
Standard Accessories	Main unit, USB to USB cable, Power cord, Rack mounting ears with screws, One-year warranty

Ordering Information

TestMate 03 - 015 X X

Channel ○

- 1 : 4-CH
- 2 : 8-CH
- 3 : 12-CH
- 4 : 16-CH

Connector Type ○

- 1 : FC / PC
- 2 : FC / APC

Note : 1. Output Power ≥ 0 dBm

Example : TestMate 03-01511



Distributor :