

ASCENTAC

Fiber
Go



Optical Multi Meter

Ascentac OMM300C

An Integrated Handheld Fiber Optic Test Tool with OPM, OLS & VFL

Features

- 3-in-1 design, combining optical light source, power meter and visual fault locator
- Wavelength identification
- Real-time monitoring optical power
- Data transmission
- Memory capacity of 1000 test results

Application

- Optical power or loss measurement in telecom or CATV installation and maintenance.

Introduction

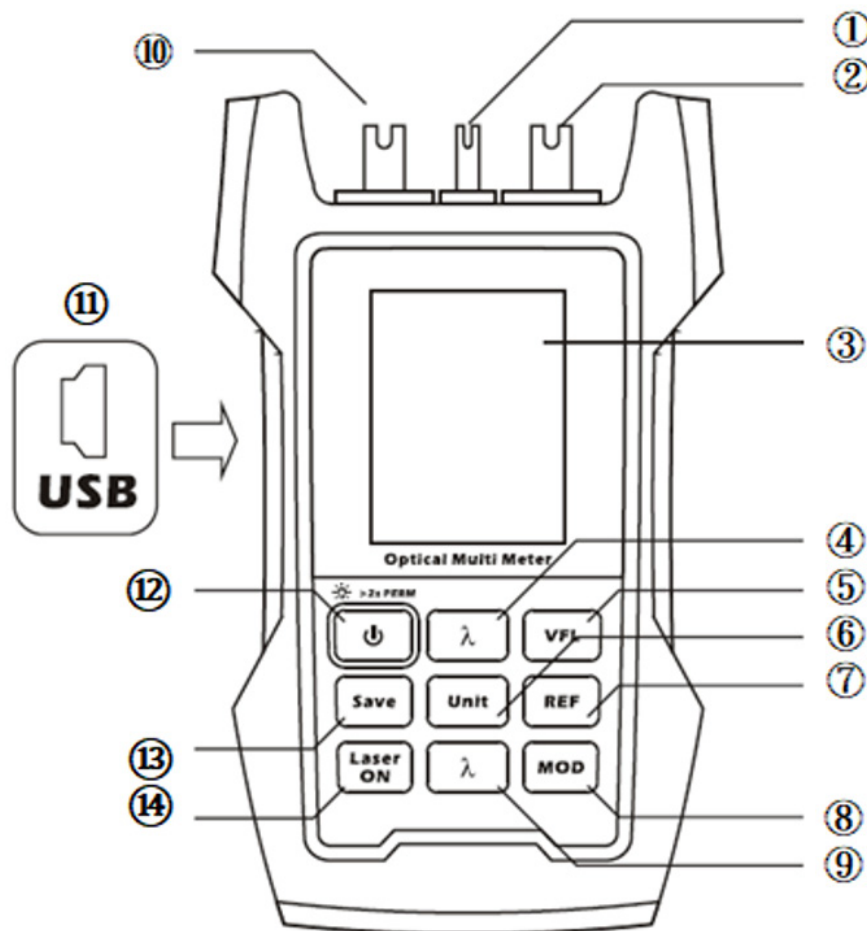
Ascentac FiberGo OMM300C Series, Optical Multi Meter, combines optical light source (OLS), optical power meter (OPM) and visual fault locator (VFL) in one handheld unit. It's available to test for both multi-mode and single mode fibers.



Description

Designed to meet the demands of fieldwork, the series features an integrated light source and optical power meter, with automatic wavelength identification. It can accommodate up to 1,000 test results and transfer data to PC via USB connection. The device is powered by three AAA dry batteries or rechargeable batteries, and it can be charged via a Mini USB port.

Appearance




- | | |
|----------------------------|-----------------------------------|
| 1 VFL port | 8 OLS Frequency modulation Button |
| 2 OPM port | 9 OLS wavelength selection button |
| 3 LCD display | 10 OLS port |
| 4 OPM wavelength switch | 11 Mini USB |
| 5 VFL control button | 12 Power button |
| 6 OPM unit switch | 13 OPM data storage button |
| 7 OPM reference set button | 14 OLS power button |

When To Use OMM300C

1. Optical Power Measurement

Connect one end of the patch cord to the adapter cap and the other end to the optical output to be measured.



2. Optical Loss Measurement

Using OLS to perform optical power and wavelength measurement.



Connecting OPM and light source with a patch cord,
and then set the reference on the OPM to 0

3.Real-time Monitoring

By connecting to a computer, real-time monitoring of optical power variations can be performed.




Application of Visual Fault Locator (VFL)

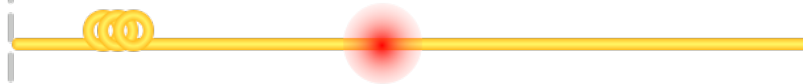


1 Fiber identification – End-to-end continuity tests

2 Fault location
Red light leakage may indicate the following issues:



- Improper fiber connector connection



- Fiber damage



- Bending

Specification

OPM Specification			
Power Range (dBm)	-70 to +10	-50 to +30	
Uncertainty (dB)	± 0.2 (-15dBm , FC connector)		
Resolution (dB)	0.01		
Wavelength Range (nm)	850, 1300, 1310, 1490, 1550, 1625		
Optical Connector	Universal 2.5mm		
Storage Capacity	1000 test results		
Output Interface	Mini USB		
OLS Specification			
Central Wavelength (nm)	850 / 1300	1310 / 1550	1310 / 1490 / 1550
Output Power (dBm)	> -10 / -5	> -5 / -5	> -5 / -5
Stability (dB)	± 0.02 (15 mins, short term)		
	± 0.2 (8 hours, long term)		
Modulation Output	CW Continuous Wavelength), 270Hz, 1kHz, 2kHz		
Optical Connector	SC/UPC		

VFL Specification		Environment	
Wavelength (nm)	650 ± 15	Working Temperature (°C)	-10 to 50
Output Power (mW)	10	Storage Temperature (°C)	-20 to 60
Modulation Output	Continuous Wave (CW), Pulsed (2Hz)	Relative Humidity (%)	5 to 90, Non-condensing
Optical Connector	Universal 2.5mm	Dimension and Weight	
Power Supply		L x W x H (mm)	168 x 98 x 38
Battery Type	AA batteries 3pcs	Weight (g)	380
Charging Function	Mini-USB	Standard Accessories	
Power Input	1. Mini USB 2. 5V / 500A	Main unit, AA batteries 3pcs, Mini-USB cable, Soft bag, 1-year warranty	

Ordering Information

Optical Multi Meter

OMM 01-003XXC

Central Wavelength (OLS) & Power Range (OPM)

- 1 : 850/1300nm , +10 to -70dBm
- 2 : 850/1300nm , +30 to -50dBm
- 3 : 1310/1550nm , +10 to -70dBm
- 4 : 1310/1550nm , +30 to -50dBm
- 5 : 1310/1490/1550nm , +30 to -50dBm

Output Power (VFL)
3 : 10mW

Optical Connector

A0-0013X + A0-0012XA

OLS

- 1 : Fixed SC/UPC
- 2 : Fixed SC/APC
- 3 : Fixed FC/UPC
- 4 : Fixed FC/APC

OPM

- 1 : 2.5mm Universal Connector
Male to FC Female Adapter
- 2 : 2.5mm Universal Connector
Male to SC Female Adapter
- 3 : FC Male to LC Female Adapter

Note : 1. VFL with built-in universal 2.5mm tip sleeve.

Example : OMM 01-00343C + A0-00131 + A0-00122A



© Copyright 2025 Ascentac. All rights reserved. The information in this document is subject to change without notice.

For the latest information regarding this product, please visit our website at <http://www.ascentac.com>



Contact us